

PROJECT DETAILS: -

DATE :-

TYPE OF DEWELLING: -

BLOCK NUMBER :-

STREET NUMBER :-




SUBURB :-




POST CODE :-




STATE :-









CLIENT 1 :-




CLIENT 2 :-

PRE - CONSTRUCTION	INCLUDED / EXCLUDED	IMAGES
<ul style="list-style-type: none"> ◆ Customised floor Plans ◆ Soil Report and Engineering Drawings ◆ Domestic building Insurance Certificate ◆ Planning Permit ◆ Temporary Fencing & sediment control measures ◆ OHS Requirement Compliance (as when required) ◆ Recycle Water Connection Plumbing Estate Requirement 	<p>Included</p> <p>Included</p> <p>Included</p> <p>Included</p> <p>Included</p> <p>Included</p> <p>Included</p>	
SITE FOUNDATION COST		
<ul style="list-style-type: none"> ◆ Concrete engineered designed waffle pod slab up to H class, as per drawings, maximum 300 mm site fall over the building platform, no existing fill. ◆ Note: - Slab costs will be Adjusted of founding condition differ. ◆ Termite treatment, including part A penetration capping and part B slab perimeter as required. 	<p>Included</p> <p>Included</p>	
CONNECTION TO SERVICE UP TO THE BOUNDARY ONLY		
<ul style="list-style-type: none"> ◆ Water ◆ Natural Gas ◆ Electricity Single phase (meter connection / underground pit connection not included) ◆ Sewer ◆ Strom water ◆ Note: - All External connection to be paid by the client 	<p>Included</p> <p>Included</p> <p>Included</p> <p>Included</p> <p>Included</p>	

PLUMBING		
<ul style="list-style-type: none"> ◆ Two garden taps one at the front water meter and one at the rear 	Included	
<ul style="list-style-type: none"> ◆ Engineer design surface drainage, including silt pits with grate covers, connected to storm water. 	Included	
<ul style="list-style-type: none"> ◆ Colour bond fascia, gutter, and downpipes as per drawings. 	Included	
<ul style="list-style-type: none"> ◆ Water connection point to the fridge. 	Included	
FRAMING		
<ul style="list-style-type: none"> ◆ Wall: - Stabilised timber frame throughout at 450 mm centres to the ground floor of the double storey homes, 600 mm centres to single storey homes and first floor of double storey homes. 	Included	
<ul style="list-style-type: none"> ◆ Note: - Timber sizes to be in accordance with AS1684 Timber Framing code. 	Included	
<ul style="list-style-type: none"> ◆ Roof: - Engineer Designed stabilised timber roof trusses at 600mm centres 	Included	
EXTERNAL CLADDING		
<ul style="list-style-type: none"> ◆ Bricks: Category 1 or 2 bricks from builders' range PGH, or Austral. 	Included	
<ul style="list-style-type: none"> ◆ Motor joints: face brickwork – natural ironed joints 	Included	
<ul style="list-style-type: none"> ◆ Render: Acrylic texture coating render, colour to be selected from builder's range (as per plan) 	Included	
<ul style="list-style-type: none"> ◆ Roof tiles: Category 1 or 2 Concrete roof tiles from builder's range Monier or PGH. 	Included	
<ul style="list-style-type: none"> ◆ Or colorbond metal roof of selected colour. 	Included	
<ul style="list-style-type: none"> ◆ Infill above door and windows: Brick infills, above all doors and windows. 	Included	
<ul style="list-style-type: none"> ◆ Eaves: 450mm Eaves to the façade Only. 	Included	
<ul style="list-style-type: none"> ◆ Light weight cladding: light weight foam, fibre cement, timber cladding to area as per plans, finish, and colour to be selected from builder's range. 	Included	
CEILING		
<ul style="list-style-type: none"> ◆ Ceiling height 2700mm 	Included	

INSULATION		
<ul style="list-style-type: none"> ◆ 6- Star energy rating certification ◆ Ceiling: Glass wool batts to Home only exclude garage, alfresco area, portico, and ground floor ceiling area with first floor above to comply with energy rating report. ◆ External walls: Glass wool batts plus weather wrap to ground floor and first floor, joints in weather wrap to be taped and gaps around windows and doors. 	<p>Included</p> <p>Included</p>	
PLASTERBOARD		
<ul style="list-style-type: none"> ◆ 13 mm plasterboard throughout. ◆ Water resistant plasterboard or villa board to all the wet area. 	<p>Included</p> <p>Included</p>	
WINDOWS		
<ul style="list-style-type: none"> ◆ Single glazed powder coated aluminium windows A & L or equivalent. ◆ Awning windows to the front elevation only. ◆ Locks to all openable windows. 	<p>Included</p> <p>Included</p> <p>Included</p>	
DOORS		
<ul style="list-style-type: none"> ◆ Internal Doors: Hume or Corinthian flush panel doors 720/770/820 x 2340 mm. ◆ External Doors: - Hume or Corinthian solid 920 x 2340 mm door in paint or stained finish. ◆ Schlage / Lockwood /Gainsborough builder's range entry door handles. ◆ Schlage/Lockwood/ Gainsborough passage internal door chrome handle keyed alike. (builder's range). ◆ Privacy latches to bathrooms, WC and Ensuite 	<p>Included</p> <p>Included</p> <p>Included</p> <p>Included</p> <p>Included</p>	

KITCHEN JOINERY & KITCHEN APPLIANCES			
<ul style="list-style-type: none"> ◆ Cabinet and overhead cupboards, fully lined white melamine cabinets with white melamine shelving finishes to all internal surfaces. 	Included	 	
<ul style="list-style-type: none"> ◆ Laminated finish doors from builder's range. 	Included		
<ul style="list-style-type: none"> ◆ Category 1 handles from builder's range. 	Included		
<ul style="list-style-type: none"> ◆ 40 mm edge reconstituted /engineered stone benchtop to kitchen island (up to 900 mm) and benchtop (up to 650mm) from builder's range. 	Included		
<ul style="list-style-type: none"> ◆ Glass / tiles splash back to the kitchen. 	Included		 
<ul style="list-style-type: none"> ◆ Stainless steel double bowl sink with drainer or without, from builder's range. 	Included		
<ul style="list-style-type: none"> ◆ Side- lever goose neck mixer in chrome finish. 	Included		
<ul style="list-style-type: none"> ◆ 900 mm wide stainless-steel Fisher & Paykel gas cooktop with cast iron trivets and wok burners. 	Included		 
<ul style="list-style-type: none"> ◆ 600mm wide under bench electric stainless-steel Fisher & Paykal Oven. 	Included		
<ul style="list-style-type: none"> ◆ 900mm front button stainless steel canopy hood Fisher & Paykel. 	Included		
<ul style="list-style-type: none"> ◆ 600 mm stainless steel, freestanding Fisher & paykel dishwasher. 	Included		
SKIRTING			
<ul style="list-style-type: none"> ◆ Skirting: 67 x 18 mm single bevel. 	Included	 	
<ul style="list-style-type: none"> ◆ Architraves: 67 x 18 mm single bevel. 	Included		
<ul style="list-style-type: none"> ◆ Cornice: 75 mm cornice to all areas 	Included		
WALL & FLOOR TILES			
<ul style="list-style-type: none"> ◆ Category 1 or 2 floor tiles to entry, kitchen, meal family area bathrooms, ensuite and laundry as per plan (Beaumont porcelain tiles or equivalent). 	Included		
<ul style="list-style-type: none"> ◆ Full height wall tiles to the bathrooms and ensuite from category 1 or 2 (Beaumont porcelain tiles or equivalent). 	Included		
<ul style="list-style-type: none"> ◆ Laundry and WC with splash back and skirting only. 	Included		

<ul style="list-style-type: none"> ◆ Gas ducted heating unit, installed in roof space with digital thermostat and ducted to living areas and bedrooms (up to 7 points) ◆ Evaporative cooling unit up to 7 points installed in roof (unit from builder's range) 	<p>Included</p> <p>Included</p>	
STAIRS (DOUBLE STOREY HOMES)		
<ul style="list-style-type: none"> ◆ Pine handrail, painted gloss finish, MDF stringer, pine newel post, gloss painted finish. MDF tread and risers including dwarf walls to stairs and void area. (Refer for staircase layout). 	<p>Included</p>	
PAINTWORK		
<ul style="list-style-type: none"> ◆ 03 Coat system from Wattyl or dulux ◆ Gloss enamel paint to internal doors, architraves, and skirting. ◆ Entry door, stained or UV resistant paint, gloss or semigloss finish. ◆ Render and cladding, Wattyl or dulux all weather. 	<p>Included</p> <p>Included</p> <p>Included</p> <p>Included</p>	
STRUCTURAL & PERFORMANCE CERTIFICATE		
<p>6 Star energy rating. All statutory warranties and guaranties. 3 months maintenance period.</p>	<p>Included</p> <p>Included</p> <p>Included</p>	
EXTRA		
<ul style="list-style-type: none"> ◆ Antenna. ◆ Video intercom with coloured screen. ◆ Flyscreen mesh to all opening windows and security doors to all sliding doors on ground floor. ◆ Exposed aggregate Driveway. ◆ High doors at 2340 internal only. ◆ Reverse Bulkhead Kitchen Island bench. ◆ Front Porch and alfresco tiles. ◆ All requirement for NBN connection. ◆ Semi frameless shower screens. ◆ Niche to all shower and bathtub. ◆ 2x sensors for security alarm. 		

UPGRADES	
TOTAL INCLUDING GST	= \$

TERM AND CONDITIONS: -

- ◆ These term and conditions must be read and signed together with the quotation prior to commencement of contract preparation: -
- ◆ Only item specifically listed in this quotation document are included in the quotation price. If a product item or services is not listed, it is not included in the quotation price.
- ◆ The deposited amount \$ 3000 payable upon acceptance of this quotation is non-refundable, however upon the signing of the contract the deposited will form part of the 5 % initial payment.
- ◆ Any additional work required and not listed above is sole responsibility of owner and will be charged at cost plus 20 %.
- ◆ All prices contained within this quotation are valid for a period of 45 days from the quotation. The client must finalise all required documentation within this time frame, Hkon Homes Pty Ltd reserve the right to review and amend quoted prices where necessary. This included, but limited to, the eligibility of the client for any promotions.
- ◆ No further changes or alteration will be accepted by Hkon Homes Pty Ltd once the quotation is accepted & the initial deposit is paid. Design and documentation fees of up to \$1000 may apply, if any changes to be made.
- ◆ All products, including selected colours, finishes and style, are subject to availability. Re- selection may be necessary should any product be discontinued or unavailable for any reason. Hkon Homes Pty Ltd reserve the right to substitute a selected product for an alternative of equal or greater quality & value at any time.
- ◆ Colour on samples, including product samples and colour charts may vary when compared to the final product.
- ◆ Images of the facades are indicative only.
- ◆ 6 Star energy rating are included for standard homes designs only. Any customisation may affect the ratings and additional costs may apply.
- ◆ All inclusion & selection must comply with relevant state and local government legislation and requirements as of the date listed on this quotation. Any changes to legislation or regulation may require a review of the quotation.
- ◆ Concrete, timber and other natural products, colour and natural finishes are subjected to decolourisation over time and prolonged exposure to natural elements. As such, these products surfaces are not covered under the builder's warranty. Any associated costs involved with maintenance or refinishing and recolouring of these products will be client's responsibility.
- ◆ Any item other than the above items will be quoted and charged extra.
- ◆ Client should notify any changes well in advance to the builder, client will bear all the cost arise due to changes made by him / her.

Acceptance if the Quotation: -

Client 1:	Signature:	Date:
Client 2:	Signature:	Date:
Builder's representative:	Signature:	Date: